

MODEL: 24-AGM
VOLTAGE: 12
DIMENSIONS: Inches (mm)
BATTERY: VRLA AGM
COLOR: Maroon (case/cover)
MATERIAL: Polypropylene
WATERING SYSTEM: N/A



PRODUCT SPECIFICATIONS

BCI GROUP SIZE	TYPE	CAPACITY ^A Minutes	CRANKING Performance		CAPACITY ^B Amp-Hours (AH)				ENERGY (kWh)	TERMINAL Type ^G	DIMENSIONS ^C Inches (mm)			WEIGHT lbs. (kg)
		@25 Amps	C.C.A. ^D @0°F	C.A. ^E @32°F	5-Hr Rate	10-Hr Rate	20-Hr Rate	100-Hr Rate	100-Hr Rate		Length	Width	Height ^F	
		12 VOLT DEEP CYCLE AGM BATTERY												
24	24-AGM	137	500	600	67	70	76	84	1.01	6	10.77 (274)	6.84 (174)	8.62 (219)	54 (24)

- A.** The number of minutes a battery can deliver when discharged at a constant rate at 80°F (27°C) and maintain a voltage above 1.75 V/cell. Capacities are based on peak performance.
B. The amount of amp-hours (AH) a battery can deliver when discharged at a constant rate at 77°F (25°C) for AGM Lines and maintain a voltage above 1.75 V/cell. Capacities are based on peak performance.
C. Dimensions are based on nominal size. Dimensions may vary depending on type of handle or terminal. Batteries to be mounted with .5 inches (12.7 mm) spacing minimum.
D. C.C.A. (Cold Cranking Amps) - the discharge load in amperes which a new, fully charged battery can maintain for 30 seconds at 0°F at a voltage above 1.2 V/cell.
E. C.A. (Cranking Amps) - the discharge load in amperes which a new, fully charged battery can maintain for 30 seconds at 32°F at a voltage above 1.2 V/cell. This is sometimes referred to as marine cranking amps @ 32°F or M.C.A. @ 32°F.
F. Dimensions taken from bottom of the battery to the highest point on the battery. Heights may vary depending on type of terminal.
G. Terminal images are representative only.

Trojan's battery testing procedures adhere to both BCI and IEC test standards.

CHARGING INSTRUCTIONS

CHARGER VOLTAGE SETTINGS (AT 77°F/25°C)				
System Voltage	12V	24V	36V	48V
Absorption Charge	14.1 – 14.7	28.2 – 29.4	42.3 – 44.1	56.4 – 58.8
Float Charge	13.5	27	40.5	54

Do not install or charge batteries in a sealed or non-ventilated compartment. Constant under or overcharging will damage the battery and shorten its life as with any battery.


CHARGING TEMPERATURE COMPENSATION

.028 VPC for every 10°F (5.55°C) above or below 77°F (25°C) (add .028 VPC for every 10°F (5.55°C) below 77°F and subtract .028 VPC for every 10°C above 77°F).

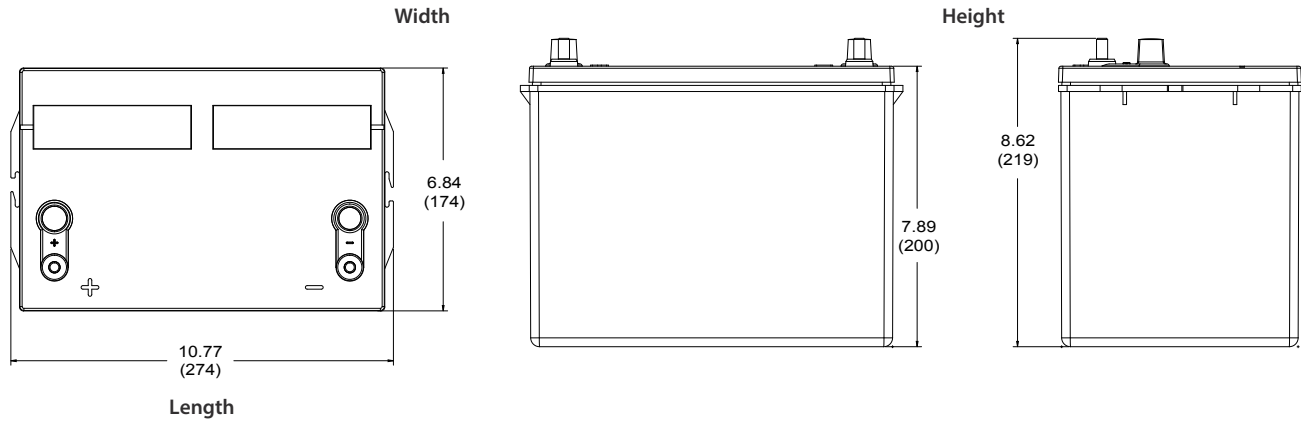
OPERATIONAL DATA

Operating Temperature	Self Discharge
-4°F to 131°F (-20°C to +55°C). At temperatures below 32°F (0°C) maintain a state of charge greater than 60%.	Less than 3% per month depending on storage temperature conditions.

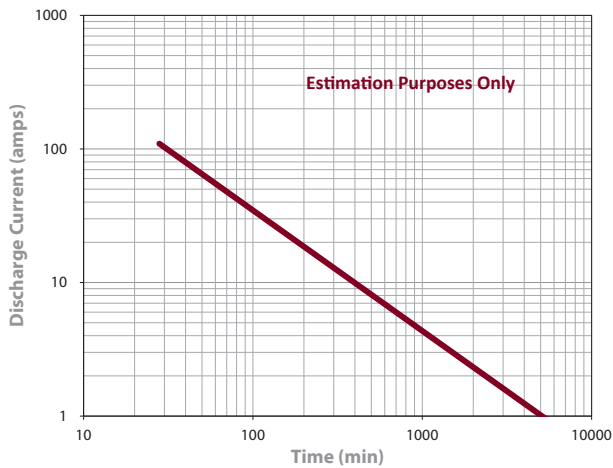
TERMINAL CONFIGURATIONS

6	DT	Automotive Post & Stud Terminal
		
Terminal Height Inches (mm) .79 (20)		
Torque Values in-lb (Nm) Bolt: 95 – 105 (11 – 12) AP: 50 – 70 (6 – 8) Bolt Size 5/16 – 18		

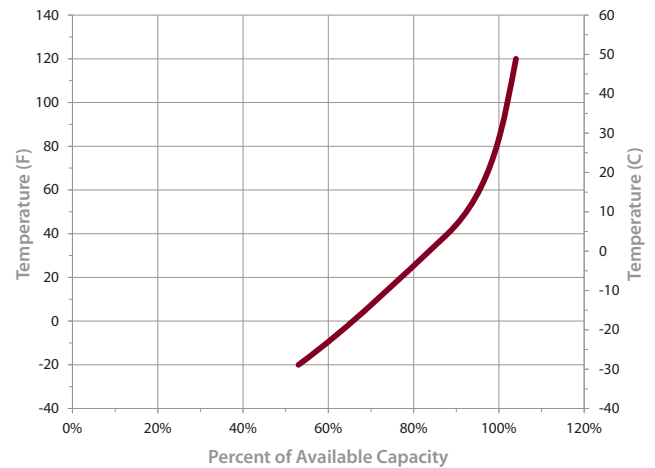
BATTERY DIMENSIONS (shown with DT)



24-AGM PERFORMANCE



PERCENT CAPACITY VS. TEMPERATURE



TROJAN BATTERY
COMPANY WITH
QUALITY SYSTEM
CERTIFIED BY DNV
= ISO 9001:2008 =



Trojan batteries are available worldwide through Trojan's Master Distributor Network. We offer outstanding technical support, provided by full-time application engineers.

**For a Trojan Master Distributor near you,
call 800.423.6569 or + 1.562.236.3000 or visit www.trojanbattery.com**

12380 Clark Street, Santa Fe Springs, CA 90670 • USA